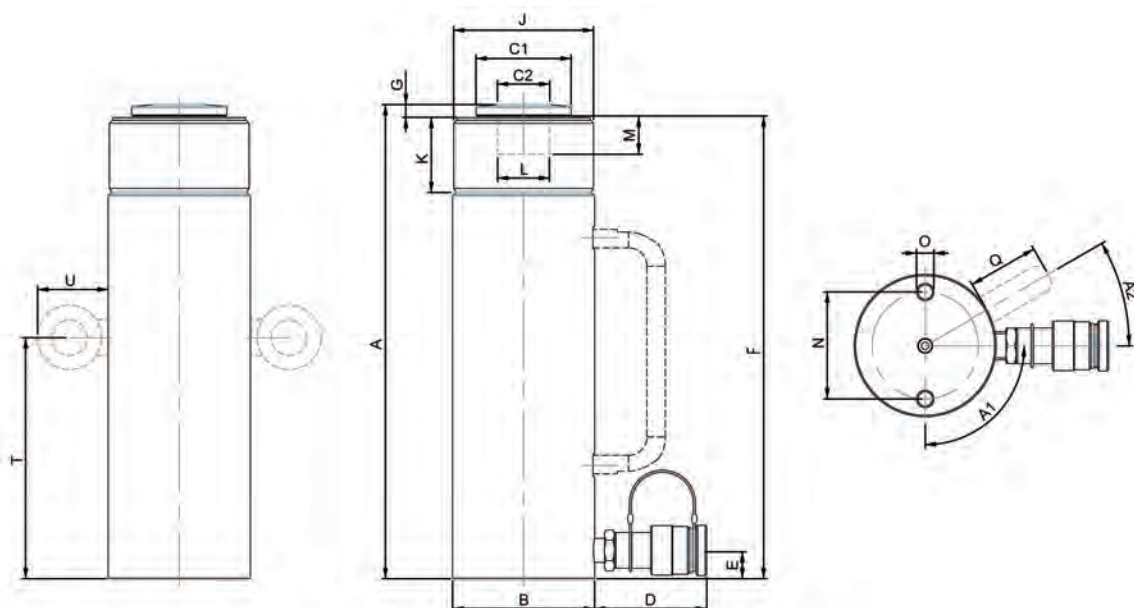


**Multi Purpose Cylinders - Spring Return**

model		HGC 5 S 2.5	HGC 5 S 5	HGC 5 S 7.5	HGC 5 S 10	HGC 5 S 12.5	HGC 5 S 17.5
art no		100.112.211	100.112.212	100.112.213	100.112.214	100.112.215	100.112.216
max. working pressure	bar/Mpa	720 / 72	720 / 72	720 / 72	720 / 72	720 / 72	720 / 72
tonnage	t	5	5	5	5	5	5
stroke	mm	25	50	75	100	125	175
closed height	mm	105	130	155	180	206	268
capacity	kN/t	51 / 5.2	51 / 5.2	51 / 5.2	51 / 5.2	51 / 5.2	51 / 5.2
effective pressure area	cm <sup>2</sup>	7.1	7.1	7.1	7.1	7.1	7.1
required oil content (effective)	cc	18	35	53	71	88	124
connection		A 118	A 118	A 118	A 118	A 118	A 118
cylinder type		multi purpose	multi purpose	multi purpose	multi purpose	multi purpose	multi purpose
acting type		single	single	single	single	single	single
return type		spring	spring	spring	spring	spring	spring
material		steel	steel	steel	steel	steel	steel
weight, ready for use	kg	1.1	1.3	1.5	1.7	1.8	2.3

**Multi Purpose Cylinders - Spring Return (dimensions)**

model		HGC 5 S 2.5	HGC 5 S 5	HGC 5 S 7.5	HGC 5 S 10	HGC 5 S 12.5	HGC 5 S 17.5
dimension A	mm	105	130	155	180	206	268
dimension B	mm	40	40	40	40	40	40
dimension C1	mm	27	27	27	27	27	27
dimension C2	mm	15	15	15	15	15	15
dimension D	mm	80	80	80	80	80	80
dimension E	mm	20	20	20	20	20	20
dimension F	mm	102	127	152	177	203	265
dimension G	mm	4	4	4	4	4	4
dimension J	threadsize	1½"-16-UN	1½"-16-UN	1½"-16-UN	1½"-16-UN	1½"-16-UN	1½"-16-UN
dimension K	mm	30	30	30	30	30	30
dimension L	threadsize	¾"-16-UNF	¾"-16-UNF	¾"-16-UNF	¾"-16-UNF	¾"-16-UNF	¾"-16-UNF
dimension M	mm	20	20	20	20	20	20
dimension N	mm	25	25	25	25	25	25
dimension O	threadsize	M6x9 (2x)	M6x9 (2x)	M6x9 (2x)	M6x9 (2x)	M6x9 (2x)	M6x9 (2x)
angle A1	°	90	90	90	90	90	90

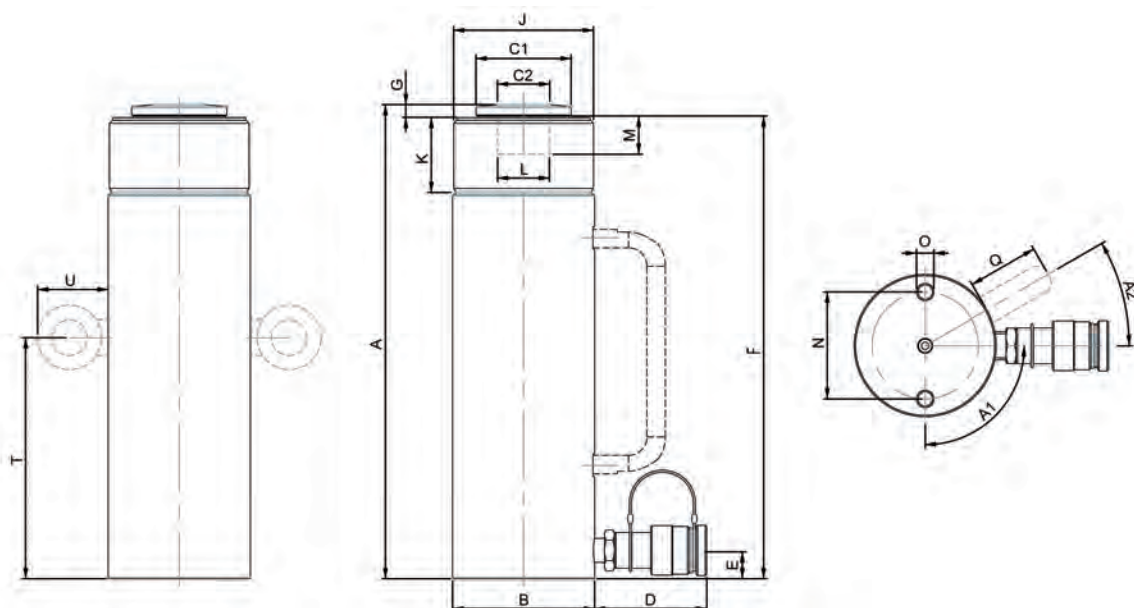


**Multi Purpose Cylinders - Spring Return**


model		HGC 5 S 22.5	HGC 10 S 2.5	HGC 10 S 5	HGC 10 S 10	HGC 10 S 15	HGC 10 S 20
art no		100.112.217	100.112.218	100.112.219	100.112.220	100.112.221	100.112.222
max. working pressure	bar/Mpa	720 / 72	720 / 72	720 / 72	720 / 72	720 / 72	720 / 72
tonnage	t	5	10	10	10	10	10
stroke	mm	225	25	50	100	150	200
closed height	mm	318	97	122	172	240	290
capacity	kN/t	51 / 5.2	100 / 10.2	100 / 10.2	100 / 10.2	100 / 10.2	100 / 10.2
effective pressure area	cm <sup>2</sup>	7.1	13.9	13.9	13.9	13.9	13.9
required oil content (effective)	cc	159	35	69	139	208	277
connection		A 118	A 118	A 118	A 118	A 118	A 118
cylinder type		multi purpose	multi purpose	multi purpose	multi purpose	multi purpose	multi purpose
acting type		single	single	single	single	single	single
return type		spring	spring	spring	spring	spring	spring
material		steel	steel	steel	steel	steel	steel
weight, ready for use	kg	2.6	2.1	2.5	3.4	4.6	5.5

**Multi Purpose Cylinders - Spring Return (dimensions)**


model		HGC 5 S 22.5	HGC 10 S 2.5	HGC 10 S 5	HGC 10 S 10	HGC 10 S 15	HGC 10 S 20
dimension A	mm	318	97	122	172	240	290
dimension B	mm	40	60	60	60	60	60
dimension C1	mm	27	38	38	38	38	38
dimension C2	mm	15	21	21	21	21	21
dimension D	mm	80	80	80	80	80	80
dimension E	mm	20	20	20	20	20	20
dimension F	mm	315	93	118	168	236	286
dimension G	mm	4	5	5	5	5	5
dimension J	threadsize	1½"-16-UN	2¼"-14-UNS	2¼"-14-UNS	2¼"-14-UNS	2¼"-14-UNS	2¼"-14-UNS
dimension K	mm	30	31	31	31	31	31
dimension L	threadsize	¾"-16-UNF	1"-8-UNC	1"-8-UNC	1"-8-UNC	1"-8-UNC	1"-8-UNC
dimension M	mm	20	20	20	20	20	20
dimension N	mm	25	40	40	40	40	40
dimension O	threadsize	M6x9 (2x)	M8x12 (2x)	M10x15 (2x)	M8x12 (2x)	M8x12 (2x)	M8x12 (2x)
angle A1	°	90	90	90	90	90	90

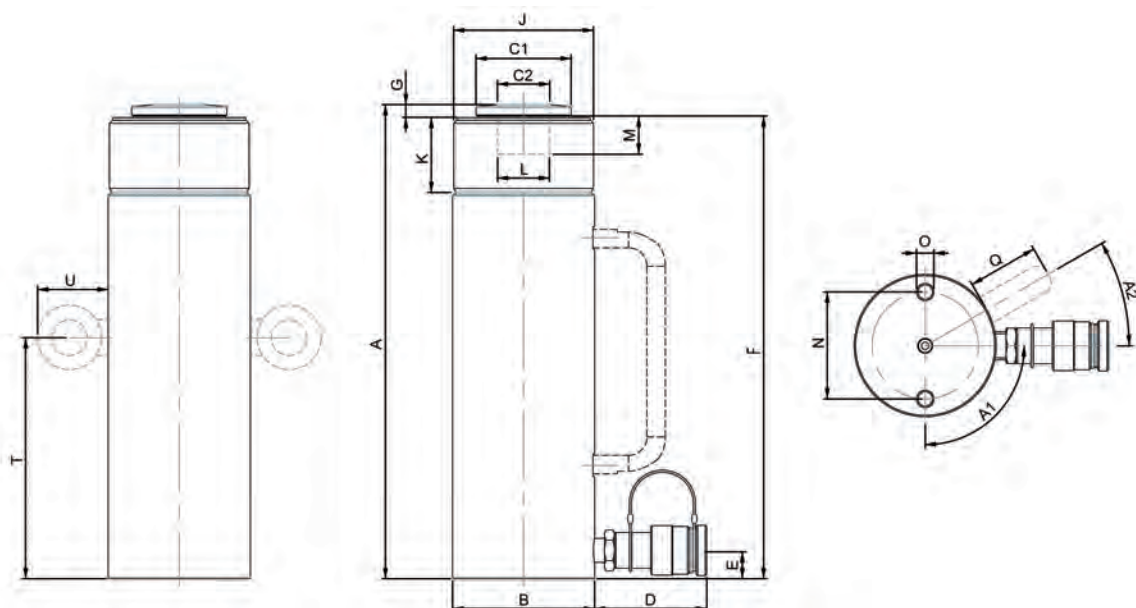


**Multi Purpose Cylinders - Spring Return**


model		HGC 10 S 25	HGC 10 S 30	HGC 10 S 35	HGC 10 S 40	HGC 15 S 2.5	HGC 15 S 5
art no		100.112.223	100.112.224	100.112.225	100.112.226	100.112.227	100.112.228
max. working pressure	bar/Mpa	720 / 72	720 / 72	720 / 72	720 / 72	720 / 72	720 / 72
tonnage	t	10	10	10	10	15	15
stroke	mm	250	300	350	400	25	50
closed height	mm	340	390	440	490	123	148
capacity	kN/t	100 / 10.2	100 / 10.2	100 / 10.2	100 / 10.2	171 / 17.4	171 / 17.4
effective pressure area	cm <sup>2</sup>	13.9	13.9	13.9	13.9	23.8	23.8
required oil content (effective)	cc	346	416	485	554	59	119
connection		A 118	A 118	A 118	A 118	A 118	A 118
cylinder type		multi purpose	multi purpose	multi purpose	multi purpose	multi purpose	multi purpose
acting type		single	single	single	single	single	single
return type		spring	spring	spring	spring	spring	spring
material		steel	steel	steel	steel	steel	steel
weight, ready for use	kg	6.4	7.3	8.1	9.0	3.4	3.9

**Multi Purpose Cylinders - Spring Return (dimensions)**


model		HGC 10 S 25	HGC 10 S 30	HGC 10 S 35	HGC 10 S 40	HGC 15 S 2.5	HGC 15 S 5
dimension A	mm	340	390	440	490	123	148
dimension B	mm	60	60	60	60	70	70
dimension C1	mm	38	38	38	38	47	47
dimension C2	mm	21	21	21	21	23	23
dimension D	mm	80	80	80	80	80	80
dimension E	mm	20	20	20	20	20	20
dimension F	mm	336	386	436	486	117	142
dimension G	mm	5	5	5	5	7	7
dimension J	threadsize	2¼"-14-UNS	2¼"-14-UNS	2¼"-14-UNS	2¼"-14-UNS	2¾"-16-UN	2¾"-16-UN
dimension K	mm	31	31	31	31	31	31
dimension L	threadsize	1"-8-UNC	1"-8-UNC	1"-8-UNC	1"-8-UNC	1"-8-UNC	1"-8-UNC
dimension M	mm	20	20	20	20	27	27
dimension N	mm	40	40	40	40	48	48
dimension O	threadsize	M8x12 (2x)	M8x12 (2x)	M8x12 (2x)	M8x12 (2x)	M10x15 (2x)	M10x15 (2x)
angle A1	°	90	90	90	90	90	90

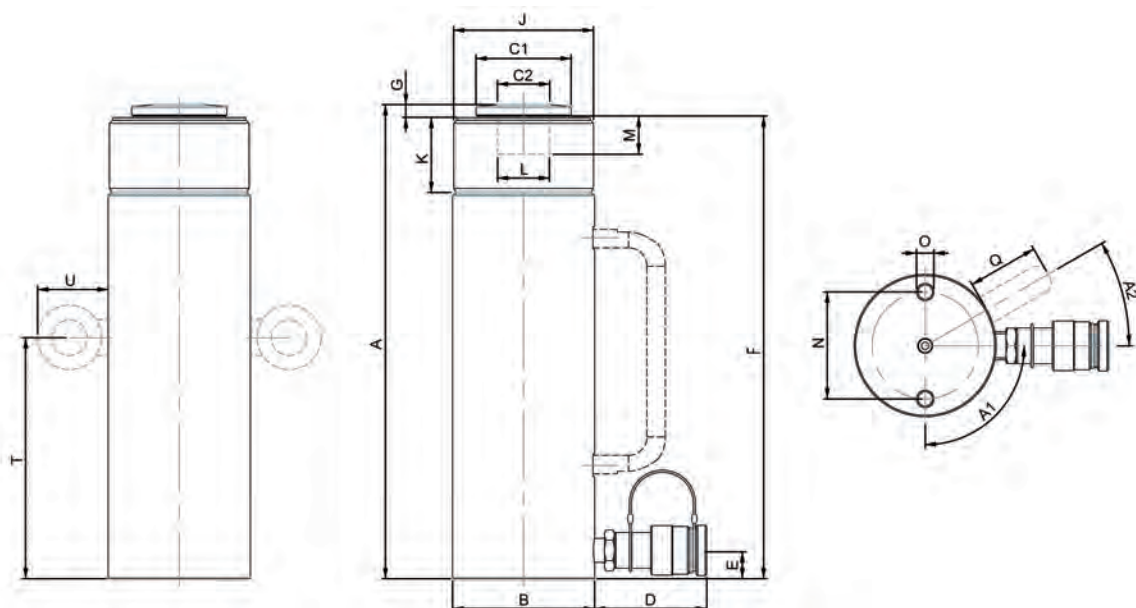


**Multi Purpose Cylinders - Spring Return**

model	HGC 15 S 10	HGC 15 S 15	HGC 15 S 20	HGC 15 S 25	HGC 15 S 30	HGC 15 S 35
art no	100.112.229	100.112.230	100.112.231	100.112.232	100.112.233	100.112.234
max. working pressure bar/Mpa	720 / 72	720 / 72	720 / 72	720 / 72	720 / 72	720 / 72
tonnage t	15	15	15	15	15	15
stroke mm	100	150	200	250	300	350
closed height mm	198	265	315	365	415	465
capacity kN/t	171 / 17.4	171 / 17.4	171 / 17.4	171 / 17.4	171 / 17.4	171 / 17.4
effective pressure area cm <sup>2</sup>	23.8	23.8	23.8	23.8	23.8	23.8
required oil content (effective) cc	238	356	475	594	713	832
connection	A 118	A 118	A 118	A 118	A 118	A 118
cylinder type	multi purpose	multi purpose	multi purpose	multi purpose	multi purpose	multi purpose
acting type	single	single	single	single	single	single
return type	spring	spring	spring	spring	spring	spring
material	steel	steel	steel	steel	steel	steel
weight, ready for use kg	4.9	6.4	7.4	8.4	9.4	10.5

**Multi Purpose Cylinders - Spring Return (dimensions)**

model	HGC 15 S 10	HGC 15 S 15	HGC 15 S 20	HGC 15 S 25	HGC 15 S 30	HGC 15 S 35
dimension A	mm 198	mm 265	mm 315	mm 365	mm 415	mm 465
dimension B	mm 70	mm 70	mm 70	mm 70	mm 70	mm 70
dimension C1	mm 47	mm 47	mm 47	mm 47	mm 47	mm 47
dimension C2	mm 23	mm 23	mm 23	mm 23	mm 23	mm 23
dimension D	mm 80	mm 80	mm 80	mm 80	mm 80	mm 80
dimension E	mm 20	mm 20	mm 20	mm 20	mm 20	mm 20
dimension F	mm 192	mm 259	mm 309	mm 359	mm 409	mm 459
dimension G	mm 7	mm 7	mm 7	mm 7	mm 7	mm 7
dimension J	threadsize 2 3/4"-16-UN	threadsize 2 3/4"-16-UN	threadsize 2 3/4"-16-UN	threadsize 2 3/4"-16-UN	threadsize 2 3/4"-16-UN	threadsize 2 3/4"-16-UN
dimension K	mm 31	mm 31	mm 31	mm 31	mm 31	mm 31
dimension L	threadsize 1"-8-UNC	threadsize 1"-8-UNC	threadsize 1"-8-UNC	threadsize 1"-8-UNC	threadsize 1"-8-UNC	threadsize 1"-8-UNC
dimension M	mm 27	mm 27	mm 27	mm 27	mm 27	mm 27
dimension N	mm 48	mm 48	mm 48	mm 48	mm 48	mm 48
dimension O	threadsize M10x15 (2x)	threadsize M10x15 (2x)	threadsize M10x15 (2x)	threadsize M10x15 (2x)	threadsize M10x15 (2x)	threadsize M10x15 (2x)
angle A1	° 90	° 90	° 90	° 90	° 90	° 90

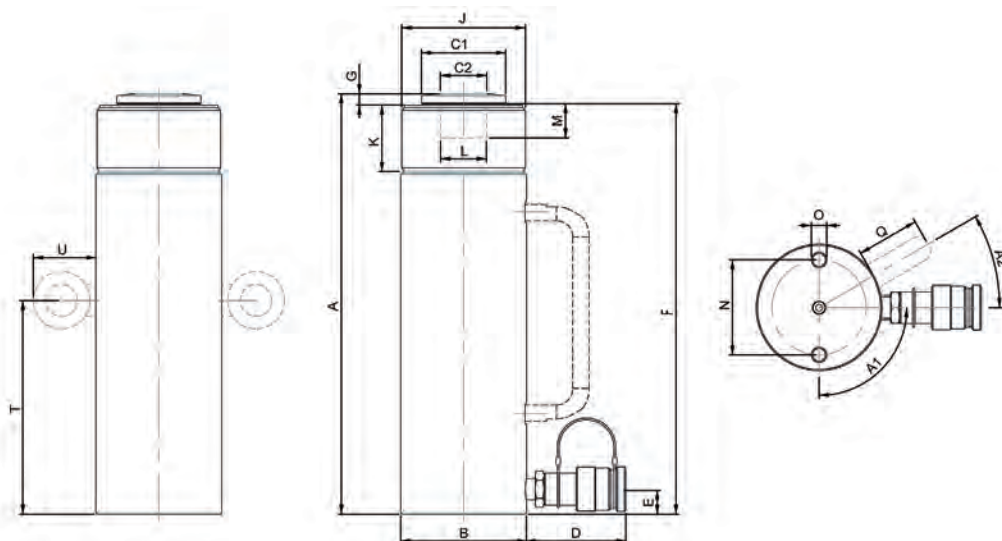


**Multi Purpose Cylinders - Spring Return**


model		HGC 15 S 40	HGC 25 S 2.5	HGC 25 S 5	HGC 25 S 10	HGC 25 S 15	HGC 25 S 20
art no		100.112.235	100.112.236	100.112.237	100.112.238	100.112.239	100.112.240
max. working pressure	bar/Mpa	720 / 72	720 / 72	720 / 72	720 / 72	720 / 72	720 / 72
tonnage	t	15	25	25	25	25	25
stroke	mm	400	25	50	100	150	200
closed height	mm	515	138	165	215	265	315
capacity	kN/t	171 / 17.4	239 / 24.4	239 / 24.4	239 / 24.4	239 / 24.4	239 / 24.4
effective pressure area	cm <sup>2</sup>	23.8	33.2	33.2	33.2	33.2	33.2
required oil content (effective)	cc	950	83	166	332	498	664
connection		A 118	A 118	A 118	A 118	A 118	A 118
cylinder type		multi purpose	multi purpose	multi purpose	multi purpose	multi purpose	multi purpose
acting type		single	single	single	single	single	single
return type		spring	spring	spring	spring	spring	spring
material		steel	steel	steel	steel	steel	steel
weight, ready for use	kg	11.5	5.5	6.4	8.0	9.7	11.3

**Multi Purpose Cylinders - Spring Return (dimensions)**


model		HGC 15 S 40	HGC 25 S 2.5	HGC 25 S 5	HGC 25 S 10	HGC 25 S 15	HGC 25 S 20
dimension A	mm	515	138	165	215	265	315
dimension B	mm	70	85	85	85	85	85
dimension C1	mm	47	57	57	57	57	57
dimension C2	mm	23	32	32	32	32	32
dimension D	mm	80	80	80	80	80	80
dimension E	mm	20	20	20	20	20	20
dimension F	mm	509	132	159	209	259	309
dimension G	mm	7	7	7	7	7	7
dimension J	threadsize	2 3/4"-16-UN	3 5/16"-12-UN	3 5/16"-12-UN	3 5/16"-12-UN	3 5/16"-12-UN	3 5/16"-12-UN
dimension K	mm	31	55	55	55	55	55
dimension L	threadsize	1"-8-UNC	1 1/2"-16-UN	1 1/2"-16-UN	1 1/2"-16-UN	1 1/2"-16-UN	1 1/2"-16-UN
dimension M	mm	27	27	27	27	27	27
dimension N	mm	48	60	60	60	60	60
dimension O	threadsize	M10x15 (2x)	M12x18 (2x)	M12x18 (2x)	M12x18 (2x)	M12x18 (2x)	M12x18 (2x)
dimension Q	mm					50	50
angle A1	°	90	90	90	90	90	90
angle A2	°					40	40

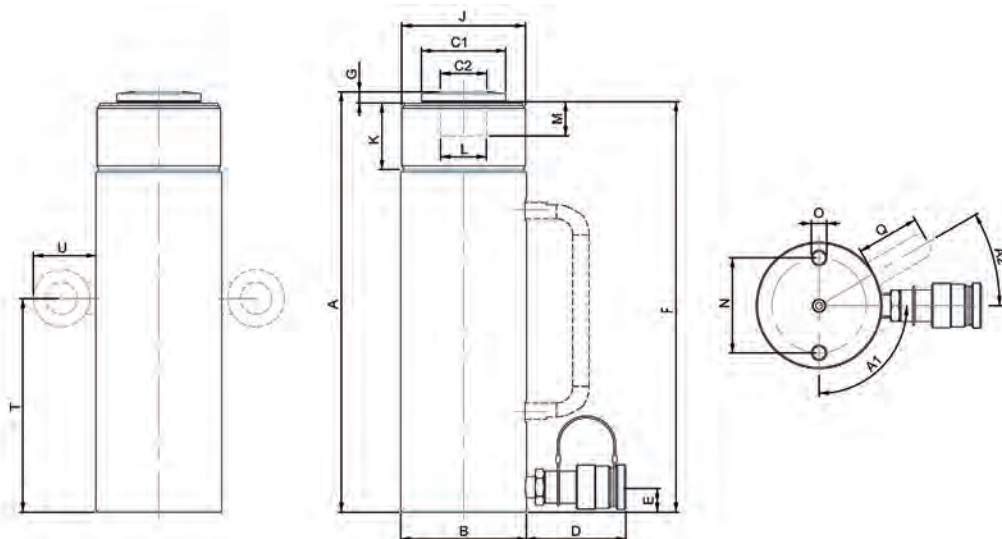


**Multi Purpose Cylinders - Spring Return**


model		HGC 25 S 25	HGC 25 S 30	HGC 25 S 35	HGC 25 S 45	HGC 35 S 5	HGC 35 S 10
art no		100.112.241	100.112.242	100.112.243	100.112.244	100.112.245	100.112.246
max. working pressure	bar/Mpa	720 / 72	720 / 72	720 / 72	720 / 72	720 / 72	720 / 72
tonnage	t	25	25	25	25	35	35
stroke	mm	250	300	350	450	50	100
closed height	mm	374	424	474	574	184	234
capacity	kN/t	239 / 24.4	239 / 24.4	239 / 24.4	239 / 24.4	362 / 36.9	362 / 36.9
effective pressure area	cm <sup>2</sup>	33.2	33.2	33.2	33.2	50.3	50.3
required oil content (effective)	cc	830	996	1161	1493	251	503
connection		A 118	A 118	A 118	A 118	A 118	A 118
cylinder type		multi purpose	multi purpose	multi purpose	multi purpose	multi purpose	multi purpose
acting type		single	single	single	single	single	single
return type		spring	spring	spring	spring	spring	spring
material		steel	steel	steel	steel	steel	steel
weight, ready for use	kg	13.3	14.9	16.5	19.8	9.3	11.4

**Multi Purpose Cylinders - Spring Return (dimensions)**


model		HGC 25 S 25	HGC 25 S 30	HGC 25 S 35	HGC 25 S 45	HGC 35 S 5	HGC 35 S 10
dimension A	mm	374	424	474	574	184	234
dimension B	mm	85	85	85	85	100	100
dimension C1	mm	57	57	57	57	67	47
dimension C2	mm	32	32	32	32	37	37
dimension D	mm	80	80	80	80	80	80
dimension E	mm	20	20	20	20	20	20
dimension F	mm	368	418	468	568	176	226
dimension G	mm	7	7	7	7	9	9
dimension J	threadsize	3 5/16"-12-UN	3 5/16"-12-UN	3 5/16"-12-UN	3 5/16"-12-UN	3 7/8"-12-UN	3 7/8"-12-UN
dimension K	mm	55	55	55	55	55	55
dimension L	threadsize	1 1/2"-16-UN	1 1/2"-16-UN	1 1/2"-16-UN	1 1/2"-16-UN	1 1/2"-16-UN	1 1/2"-16-UN
dimension M	mm	27	27	27	27	27	27
dimension N	mm	60	60	60	60	75	75
dimension O	threadsize	M12x18 (2x)	M12x18 (2x)	M12x18 (2x)	M12x18 (2x)	M12x18 (2x)	M12x18 (2x)
dimension Q	mm	50	50	50	50		50
angle A1	°	90	90	90	90	90	90
angle A2	°						40



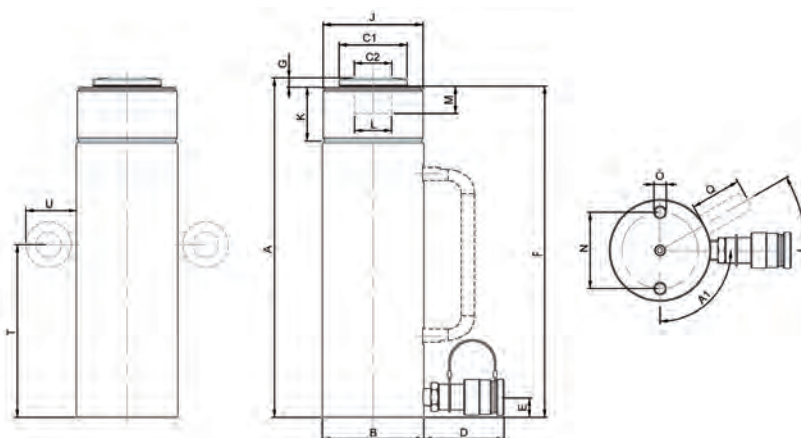


**Multi Purpose Cylinders - Spring Return**

model		HGC 35 S 15	HGC 35 S 20	HGC 50 S 5	HGC 50 S 10	HGC 50 S 15	HGC 50 S 20
art no		100.112.247	100.112.248	100.112.249	100.112.250	100.112.251	100.112.252
max. working pressure	bar/Mpa	720 / 72	720 / 72	720 / 72	720 / 72	720 / 72	720 / 72
tonnage	t	35	35	50	50	50	50
stroke	mm	150	200	50	100	150	200
closed height	mm	284	334	176	226	276	326
capacity	kN/t	362 / 36.9	362 / 36.9	510 / 52	510 / 52	510 / 52	510 / 52
effective pressure area	cm <sup>2</sup>	50.3	50.3	70.9	70.9	70.9	70.9
required oil content (effective)	cc	754	1005	354	709	1063	1418
connection		A 118	A 118	A 118	A 118	A 118	A 118
cylinder type		multi purpose	multi purpose	multi purpose	multi purpose	multi purpose	multi purpose
acting type		single	single	single	single	single	single
return type		spring	spring	spring	spring	spring	spring
material		steel	steel	steel	steel	steel	steel
weight, ready for use	kg	13.5	15.5	15.1	18.9	22.6	26.4

**Multi Purpose Cylinders - Spring Return (dimensions)**

model		HGC 35 S 15	HGC 35 S 20	HGC 50 S 5	HGC 50 S 10	HGC 50 S 15	HGC 50 S 20
dimension A	mm	284	334	176	226	276	326
dimension B	mm	100	100	127	127	127	127
dimension C1	mm	47	47	82	82	82	82
dimension C2	mm	37	37	55	55	55	55
dimension D	mm	80	80	80	80	80	80
dimension E	mm	20	20	25	25	25	25
dimension F	mm	276	326	170	220	270	320
dimension G	mm	9	9	8	8	8	8
dimension J	threadsize	3 7/8"-12-UN	3 7/8"-12-UN	5"-12-UN	5"-12-UN	5"-12-UN	5"-12-UN
dimension K	mm	55	55	57	57	57	57
dimension L	mm			65	65	65	65
dimension L	threadsize	1½"-16-UN	1½"-16-UN				
dimension M	mm	27	27	10	10	10	10
dimension N	mm	75	75	85	85	85	85
dimension O	threadsize	M12x18 (2x)	M12x18 (2x)	M12x18 (2x)	M12x18 (2x)	M12x18 (2x)	M12x18 (2x)
dimension Q	mm	50	50		50	50	
dimension T	mm						180
dimension U	mm						54
angle A1	°	90	90	90	90	90	90
angle A2	°	40			40	40	

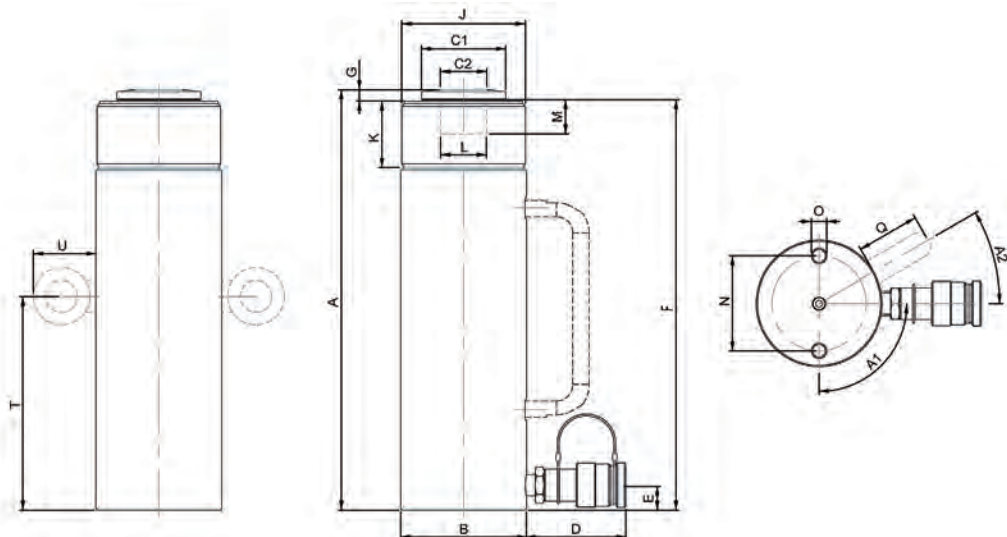


**Multi Purpose Cylinders - Spring Return**


model		HGC 50 S 25	HGC 50 S 35	HGC 75 S 15	HGC 75 S 35	HGC 100 S 5	HGC 100 S 10
art no		100.112.253	100.112.254	100.112.255	100.112.256	100.112.257	100.112.258
max. working pressure	bar/Mpa	720 / 72	720 / 72	720 / 72	720 / 72	720 / 72	720 / 72
tonnage	t	50	50	75	75	100	100
stroke	mm	250	350	150	350	50	100
closed height	mm	376	476	285	485	218	268
capacity	kN/t	510 / 52	510 / 52	748 / 76.3	748 / 76.3	1031 / 105.1	1031 / 105.1
effective pressure area	cm <sup>2</sup>	70.9	70.9	103.9	103.9	143.1	143.1
required oil content (effective)	cc	1772	2481	1558	3635	716	1431
connection		A 118	A 118	A 118	A 118	A 118	A 118
cylinder type		multi purpose	multi purpose	multi purpose	multi purpose	multi purpose	multi purpose
acting type		single	single	single	single	single	single
return type		spring	spring	spring	spring	spring	spring
material		steel	steel	steel	steel	steel	steel
weight, ready for use	kg	30.1	37.5	30.9	50.0	35.3	42.2

**Multi Purpose Cylinders - Spring Return (dimensions)**


model		HGC 50 S 25	HGC 50 S 35	HGC 75 S 15	HGC 75 S 35	HGC 100 S 5	HGC 100 S 10
dimension A	mm	376	476	285	485	218	268
dimension B	mm	127	127	147	147	175	175
dimension C1	mm	82	82	97	97	117	117
dimension C2	mm	55	55	62	62	72	72
dimension D	mm	80	80	80	80	80	80
dimension E	mm	25	25	25	25	30	30
dimension F	mm	370	470	279	479	210	260
dimension G	mm	8	8	8	8	10	10
dimension J	threadsize	5"-12-UN	5"-12-UN	5¾"-12-UN	5¾"-12-UN	6 7/8"-12-UN	6 7/8"-12-UN
dimension K	mm	57	57	57	57	57	57
dimension L	mm	65	65	75	75	80	80
dimension M	mm	10	10	10	10	10	10
dimension N	mm	85	85	115	115	146	146
dimension O	threadsize	M12x18 (2x)	M12x18 (2x)	M12x18 (2x)	M12x18 (2x)	M12x24 (4x)	M12x24 (4x)
dimension T	mm	210	255	165	260	125	150
dimension U	mm	54	54	54	54	54	54
angle A1	°	90	90	90	90	45	45





**Multi Purpose Cylinders - Spring Return**

model	HGC 100 S 15	HGC 100 S 25
art no	100.112.259	100.112.260
max. working pressure bar/Mpa	720 / 72	720 / 72
tonnage t	100	100
stroke mm	150	250
closed height mm	318	418
capacity kN/t	1031 / 105.1	1031 / 105.1
effective pressure area cm <sup>2</sup>	143.1	143.1
required oil content (effective) cc	2147	3579
connection	A 118	A 118
cylinder type	multi purpose	multi purpose
acting type	single	single
return type	spring	spring
material	steel	steel
weight, ready for use kg	50.0	64.1

**Multi Purpose Cylinders - Spring Return (dimensions)**

model	HGC 100 S 15	HGC 100 S 25
dimension A	mm 318	418
dimension B	mm 175	175
dimension C1	mm 117	117
dimension C2	mm 72	72
dimension D	mm 80	80
dimension E	mm 30	30
dimension F	mm 310	410
dimension G	mm 10	10
dimension J	threadsize 6 7/8"-12-UN	6 7/8"-12-UN
dimension K	mm 57	57
dimension L	mm 80	80
dimension M	mm 10	10
dimension N	mm 146	146
dimension O	threadsize M12x24 (4x)	M12x24 (4x)
dimension T	mm 175	225
dimension U	mm 54	54
angle A1	° 45	45

